



Key Card



Presenting |w|

Alphabet Chant

Teach children the next two stanzas of the Alphabet Chant.

Hear Sounds

Show each Phonics Picture Card, and ask children to name the pictures. Cue children to tell you the initial sound in each word (fire, zebra, sheep, happy).



Say-It-Fast

Have Alphie say each of the words below in Alphie Talk. Cue children to respond by saying each word.

| | | | |
|----------------|------------|--------------------|---------------|
| /z-a-p/ | <i>zap</i> | /z-i-pp-ed/ | <i>zipped</i> |
| /z-i-p/ | <i>zip</i> | /c-r-a-b/ | <i>crab</i> |
| /z-i-g/ | <i>zig</i> | /t-e-s-t/ | <i>test</i> |

Break-It-Down

Say each of the words below, and have children respond by saying them in Alphie Talk.

| | | | |
|--------------|------------------|---------------|--------------------|
| shack | <i>/sh-a-ck/</i> | tank | <i>/t-a-n-k/</i> |
| net | <i>/n-e-t/</i> | shells | <i>/sh-e-ll-s/</i> |
| bet | <i>/b-e-t/</i> | pink | <i>/p-i-n-k/</i> |

Read Letter Sounds

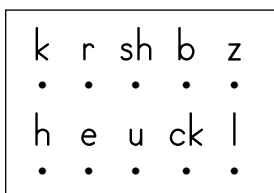
With the teacher—Point to the letters in the pocket chart, and have children make the sound for each letter.

With a partner—Have children turn to Lesson 23 in their Partner Practice Booklets, and read the sounds together.

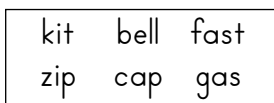
Stretch and Read

With the teacher—Choose 3–5 green cards from previous lessons for children to stretch and read.

With a partner—Have children turn to Lesson 23 in their Partner Practice Booklets, and read the words together. Partnerships who successfully read the words fluently can move on to the challenge words in the following box.



Partner Practice Booklet 3



Partner Practice Booklet 3



Key Card

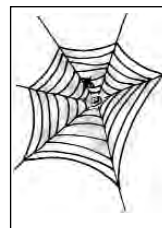

Quick Erase

Use the following word sequence: **zip...zap...map...mat...sat...set...bet...bell**

Hear the New Sound

Key Picture—Have Alphie introduce the Key Card and the alliterative phrase: **Watch the worm wiggle**. Say the phrase with the children, bouncing the /w/ sound in each word.

Pictures and Objects—Use My Turn, Your Turn to review the names of the pictures on the Phonics Picture Cards. Repeat the initial sound in each word three times (windmill, wagon, watch, web).



Think-Pair-Share

Making the Sound—Ask children to say /w/. **When I say /w/, my lips are close together in a little circle. Then they open up. /w/. Let's practise that sound together. /w/.**

Childrens' Words—Use Think-Pair-Share to have children share words that begin with /w/.

Introduce the New Shape

Write the letter “w,” and show children how the letter looks like the picture. Build a strong connection between the picture and the letter.




Letter Blending Cards Deck 1

Stretch and Read with the New Letter

With the teacher—Use the Letter Blending Cards to demonstrate how to blend sounds together to read words (web, wet, win). After children have read each word, write the word on a green card, and read it again with the class.

With a partner—Have children turn to Lesson 23 in their Partner Practice Booklets, and read the words in the bottom box together.



Partner Practice Booklet 3



Write Letters

New—Trace your finger over the picture as you recite the writing cue three times: **Wiggle down, wiggle up, down and up**. Trace your finger over the letter, and recite the writing cue.

Have children write the letter in the air while they recite the cue.

Have children write the letter on a partner's hand, arm, or back.

Have children write the letter in their Writing Books and check each other's work.

Familiar—Choose five previously learned letters, based on child need, or use the list below. Say the sound for each letter. Have children write those letters in their Writing Books.

z h l sh b

Have partners check each other's work. When they have finished, write any letters that children need to review on the board.

Review the writing cues for three letters of your choice or use the list below.

p g i



Stretch and Count/Stretch and Spell

Have children use Stretch and Count, then Stretch and Spell, to sound out and write the following words:

With the new letter:

wet wag win

With familiar letters:

zap shop rock